



























The Mill Academy

EYFS- Nursery & Reception- Cycle 1

The 'themes' have been planned for this year however there is scope for adaptations to meet the interests of the children at the time so the information below may slightly change as each year progresses.

| | Autumn 1 | Autumn 2 | Spring 1 | Spring 2 | Summer 1 | Summer 2 |
|---|--|---|--|---|---|--|
| Over-arching theme | Leaves are Falling Down  | Look Up  | Frozen Planet  | Lights Camera Action  | How does your garden grow?  | Under the Sea  |
| | All about me & settling in Autumn Harvest | Celebrations-Bonfire Night, Diwali, birthdays, Remembrance Day, Children in Need Space Christmas / Nativity | Polar Regions Winter Chinese New Year | People who help us Traditional Tales Superheroes Spring | Growing a flower How to care for plants? Gardening | Sea creatures Pirates & Mermaids Seaside Summer |
| Curriculum links - 50 things to do before you leave Foundation Stage - Cycle 1 | Make a self portrait Write a shopping list Make blackberry crumble | Look up Celebrate Have fun folding Perform a random act of kindness | Help a wild animal Discover a new country Try new food Retell a story | High five someone in uniform Visit a library | Make a sculpture Watch something grow Make a tiny picture | Float a boat Step back in time Recycle |
| Possible key texts |  |  |  |  |  |  |

Possible key texts continued.



Key vocabulary

Nursery

Face, eyes, mouth, nose, eyebrows, ears, hair, arms, legs, feet, toes, fingers

Autumn, season, Spring, Summer, Winter, Harvest, pine cone, leaves, trees, red, orange, yellow

blackberries, blackberry crumble, flour, butter, sugar

Diwali, festival, celebrate, firework

Night, dark, day, light, owl, nest, tree

planets, moon, stars, rocket

Mary, Joseph, Jesus, donkey, Christmas, Angel

Letter, card, list, gift

Winter, snow, ice, frost, snowflake, cold,

polar bear, seal, penguin, walrus, narwhal, snowy owl

Chinese New Year, rabbit, ox, cat, dog, goat, tiger, dragon, snake, monkey, rooster, sheep, pig, horse

Little Red Riding Hood, woodcutter, axe, Granny, Big Bad Wolf, Gingerbread Man, fox, cat, dog, cow

Plant, flower, spade, fruit, vegetable, seed, dig

Years ago, Now, baby, child, Old, new, Police, ambulance, fire engine

King, Queen, London, red bus, castle, bridge, river, tall buildings

Sea, Ocean, mermaid, merman pirates, fish, sharks, dolphins, turtles, seahorses, star fish, rock pool,,

Africa, hot, wet, dry, animals, giraffe, lion, elephant, zebra, hippopotamus, meercat, camel, gorilla, snakes, home, far, near

Reception (Reteach nursery vocabulary as appropriate)

Nouns: recipe, tool, ingredient, shoulders, nostrils, elbows, jaw, cheeks,

Verbs: Forage, stir, mix, chop, combine, slice, change, fall, swirl, twirl

Adjectives: Crunchy, sweet, delicious, bitter, sour, tasty, scrumptious, mouth-watering, breezy, chilly,

Nouns: Diva, Rama, Sita, Festival, Temple, Hinduism, Gods, morning, afternoon, evening, owlets, ivy, adventure, galaxy, comet, meteor shower, Bethlehem, inn, stable, manger, journey

Verbs: celebrate, explosion, sparkle, zoom, blast, Travelled, celebrate, Deliver, post, wrap, decorate, send, receive,

Adjectives: bright, hollow, fearful, heartbroken, incredible, shiny, Exhausted, special, Shiny, sparkling, exciting, surprising, overcome, delighted

Nouns: Temperature, blizzard, Antarctic, Polar, North, South, Arctic, habitat, ocean, emperor, lantern, celebrate, the great race, chopsticks, country, Asia, China

Verbs: hibernate, survive, swirling, whirling, twirling, hunting, lonely, helpful, resilient, race, swim, cross, dance, give, receive

Adjectives: icy, frosty, bitter, glittering, freezing, sneaky (rat), lucky, fortunate, wise, strong, brave

Once upon a time, next, then, finally, one sunny day, happily ever after

Nouns: villain, hero, traditional tale, stem, petal, roots, seed, shoot,

Verbs: retell, sequence, wander, stroll, scared, ate, chased, tricked, bloom, grow

Adjectives: Cheeky, delicious, scorching, sly, cunning, colourful, sweet-smelling, fragrant, delicate, vibrant

Nouns: Past, present, emergency, teacher, librarian, scientist, plumber, electrician, mechanic, soldier, vet, midwife, nurse, doctor, London Eye, Tower Bridge, Buckingham palace, River Thames, capital city, England

Verbs: rescue, save

Adjectives: modern, huge, high, large, fancy, busy

Nouns: animal, insect, bird, needs, survive, alike, not alike, country, Island, compare,

Verbs: dive, swim, swirl, crash, recycle, care, protect, stomp, slither, prowl, creep, scamper

Adjectives: deep, wide, amazing, incredible, colourful, shimmering, huge, tiny

| | | | | | | |
|--|--|--|--|---|---|---|
| <p>WOW moments/ parental engagement</p> | <p>Foraging for blackberries and making a blackberry crumble Harvest festival Black History month</p> | <p>Diwali feast Bonfire night Remembrance day Performing in a nativity</p> | <p>Celebrating Lunar new year Sponsored event</p> | <p>Visiting the library Visits from people who help us World Book day- Read with me parents event Little city role play visit</p> | <p>Planting and growing our own sunflowers</p> | <p>Parent outdoor play event Reception graduation</p> |
| <p>Key Drivers</p> | <p>Be Creative</p> <p>In our art studio In our music area Creating a fireworks sound scape Link to cooper gallery Parent art event Harvest, nativity, sponsored event performance Creative art week</p> | | <p>Be World-Wise</p> <p>Learning about different festivals and celebrations from around the world Finding out about the past Discovering a new country (Continent) (The Arctic, Africa, China Posting a letter Making a blackberry crumble Learning where food comes from</p> | | <p>Be Resilient</p> <p>When we make play dough When we use the self-serve art studio When we use the self-serve snack area Starting school Getting changed for PE Managing our own hygiene needs</p> | |